

Legal & General
Mixed Investment Income 20-60% Fund
**Interim Manager's
Short Report
for the period ended
30 April 2018**

**EVERY
DAY
MATTERS.®**



Investment Objective and Policy

This Fund aims to deliver both an income return and capital growth.

The Manager will aim to identify a combination of investments that are expected to produce high income (relative to that generally available from the investments permitted), together with the potential for capital growth.

The Fund invests in a broad range of UK and overseas companies' shares, fixed interest securities, cash and other assets including those giving indirect exposure to commodities and property. Between 20% and 60% of the Fund's property will have an exposure to shares.

Exposure to these asset classes will be achieved usually through investment in collective investment schemes but may also be achieved by investing directly in shares, fixed interest securities, cash, near cash, deposits and money market instruments as well as collective investment schemes. At times the Fund may be fully invested in collective investments schemes only or direct investments only. The collective investment schemes invested in include Index-tracking or actively-managed funds managed by Legal & General. The Fund will use derivatives for efficient portfolio management purposes only.

Risk Profile

Credit Risk

This Fund holds investments in Collective Investment Schemes which directly invest in financial securities such as bonds. With these investments, there is a risk of suffering loss due to a party not meeting its financial obligations.

Market Risk

Market risk arises mainly from uncertainty about future prices. It represents the potential loss the Fund may suffer through holding market positions in the face of market movements. The Manager adheres to the investment guidelines and in this way, monitors and controls the exposure to risk from any type of security, sector or issuer.

Currency Risk

This Fund holds Collective Investment Schemes that invest in overseas financial securities. The performance of the Fund may therefore be affected by changes in exchange rates, through its holdings in these schemes.

Interest Rate Risk

This Fund holds investments in interest distributing Funds. The performance of the Fund may therefore be affected by changes in interest rates, through its holdings in these schemes.


Fund Facts

Period End Dates for Distributions:	30 of each month (28 in February), 30 October (Final)	
Distribution Dates:	29 of each month (27 in February), 29 November (Final)	
Ongoing Charges Figures:	30 Apr 18	30 Oct 17
F-Class	0.65%	0.66%
I-Class	0.51%	0.52%
C-Class	0.41%	0.42%
D-Class	1.01%	1.02%
L-Class	0.09%	0.10%

The Ongoing Charges Figure (OCF) is the ratio of the Fund's total discloseable costs (excluding overdraft interest) and all costs suffered through holdings in underlying Collective Investment Schemes, to the average net assets of the Fund.

The OCF is intended to provide a reliable figure which gives the most accurate measure of what it costs to invest in a fund and is calculated based on the last period's figures.

Risk and Reward Profile



- This risk and reward profile is based on historical data which may not be a reliable indication of the Fund's risk and reward category in the future.
- The category number highlighted above reflects the rate at which the Fund's unit price has moved up and down in the past. If the Fund has less than five years' track record, the number also reflects the rate at which a representative mix of the underlying funds has moved up and down in the past. Higher numbers mean the potential reward could be greater, but this comes with increased risk of losing money.
- The Fund is in category four because the mix of different asset types in which the Fund invests has a balancing effect on the rate at which the Fund share price moves up and down. This type of fund is generally considered to be higher risk than one investing only in bonds and lower risk than one investing only in company shares.
- The Fund's category is not guaranteed to remain the same and may change over time.
- Even a fund in the lowest category is not a risk free investment.

Distribution Information

F-Class

The distribution payable on 29 May 2018 is 0.1468p per unit for distribution units and 0.1542p per unit for accumulation units.

I-Class

The distribution payable on 29 May 2018 is 0.1493p per unit for distribution units and 0.1623p per unit for accumulation units.

C-Class

The distribution payable on 29 May 2018 is 0.1506p per unit for distribution units and 0.1672p per unit for accumulation units.

D-Class

The distribution payable on 29 May 2018 is 0.1488p per unit for distribution units and 0.1622p per unit for accumulation units.

L-Class

The distribution payable on 29 May 2018 is 0.1497p per unit for distribution units.

Net Asset Values and Units in Issue

Class	Net Asset Value (£)	Units in Issue	Net Asset Value per Unit (p)
F-Class			
Distribution Units	24,739	45,446	54.44
Accumulation Units	632	1,089	58.03
I-Class			
Distribution Units	1,017	1,818	55.94
Accumulation Units	1,005	1,647	61.02
C-Class			
Distribution Units	58,258,926	103,584,559	56.24
Accumulation Units	1,546,920	2,521,705	61.34
D-Class			
Distribution Units	536,220	967,932	55.40
Accumulation Units	404,078	668,068	60.48
L-Class			
Distribution Units	770	1,379	55.84

Past performance is not a guide to future performance.

The price of units and any income from them may go down as well as up.

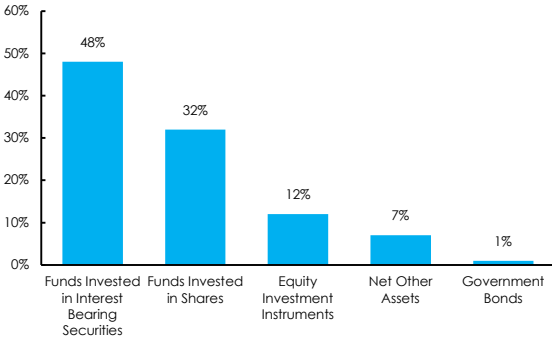
Exchange rate changes may cause the value of any overseas investments to rise or fall.

Portfolio Information

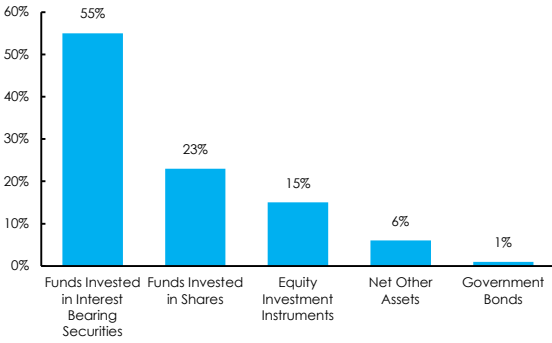
The top 10 holdings and their associated weighting at the current period end and preceding year end were:

Top 10 Holdings at 30 April 2018		Top 10 Holdings at 30 October 2017	
Holding	Percentage of Net Asset Value	Holding	Percentage of Net Asset Value
Legal & General High Income Trust 'I' Inc	10.20%	Legal & General High Income Trust 'I' Inc	12.88%
Legal & General (N) Tracker Trust 'I' Inc	9.61%	Legal & General Emerging Markets Government Bond (US\$) Index Fund 'L' Inc	10.86%
Legal & General Emerging Markets Government Bond (US\$) Index Fund 'L' Inc	9.57%	Legal & General Managed Monthly Income Trust 'I' Inc	9.76%
Legal & General Managed Monthly Income Trust 'I' Inc	8.93%	LGIM Global Corporate Bond Fund 'B' Acc	9.29%
Legal & General Emerging Markets Government Bond (Local Currency) Index Fund 'L' Inc	7.75%	Legal & General (N) Tracker Trust 'I' Inc	7.47%
Legal & General Global Real Estate Dividend Index Fund 'L' Inc	7.04%	Legal & General Emerging Markets Government Bond (Local Currency) Index Fund 'L' Inc	6.24%
iShares UK Dividend UCITS ETF	6.56%	Legal & General Global Real Estate Dividend Index Fund 'L' Inc	5.98%
LGIM Global Corporate Bond Fund 'B' Acc	6.07%	iShares UK Dividend UCITS ETF	5.96%
Legal & General European Index Trust 'I' Inc	5.28%	Legal & General Sterling Corporate Bond Index 'L' Inc	5.28%
Legal & General Global Infrastructure Index Fund 'L' Inc	5.19%	iShares Euro Stoxx Select Dividends	4.03%

Fund Holdings as at 30 April 2018



Fund Holdings as at 30 October 2017



Manager's Investment Report

During the period under review, the price of the Fund's I-Class accumulation units fell by 0.57%. The Fund under-performed its peer group as funds within the Investment Association Mixed Investment 20-60% Sector delivered a mean (average) return of -0.17% (Source: Lipper Hindsight).

Past performance is not a guide to future performance.

The value of investments and any income from them may go down as well as up.

Exchange rate changes may cause the value of any overseas investments to rise or fall.

Market/Economic Review

Although markets closed 2017 on a strong note, reflecting a steady improvement in global economic indicators and corporate earnings growth, selling pressures emerged in the first quarter of 2018. Market volatility rose markedly in February and into March, exacerbated by the escalation of trade tensions between the US and China. However, global equities made modest gains in April, as protectionist rhetoric softened and the oil price rallied.

US equities continued to rise through the final quarter of 2017 and into 2018, recording a new all-time high in January before hitting turbulence in February. Market volatility was initially caused by increased focus on inflationary pressures and the risk that the US Federal Reserve (Fed) would accelerate monetary tightening; subsequently, the Trump administration's decision to impose tariffs on imported goods raised concerns over a trade dispute. However, trade worries abated in April, which along with the strengthening oil price and strong economic data, supported equities.

Despite closing 2017 on a positive note, UK equities also faltered in recent months before rallying in April. Sterling's strength caused a headwind for companies and sectors with high international earnings in the first quarter of 2018, but the currency weakened again in April which supported markets. Equities were also hit by investor concerns after the Bank of England (BoE) cautioned interest rates may need to be increased earlier and faster than expected. Merger and acquisition activity has remained an important theme over the review period.

European equities underperformed global markets, as political concerns resurfaced. However, the economic background remained positive for Eurozone equity markets, which grew at their fastest rate in a decade in 2017. Meanwhile, emerging market equities generated solid gains, outperforming their global peers, before slipping slightly in April. Gains were headed by Asian markets, helped by strong returns from IT. Despite gains in resource-rich Brazilian stocks, Mexico, weighed by NAFTA-related uncertainty, dragged on Latin American equities.

Major international bond markets lost ground as central banks began to withdraw monetary support. With global economic growth accelerating, they were also weakened by expectations of rising inflation. The Fed raised interest rates to 1.75% in March, with investors starting to discount the prospect of three further rate

Manager's Investment Report continued

hikes in 2018. The Fed also began unwinding quantitative easing (QE) in October.

Although the European Central Bank announced it would taper its QE programme from January, it has reassured investors it will not raise interest rates until past the scheduled end of QE in September. The Bank of Japan's negative interest rate policy, and its announcement that it will intervene if necessary to keep the yield on benchmark 10-year bonds at around 0%, underpinned Japanese government bonds.

Gilts gained ground over the review period, mainly due to recent volatility highlighting the 'safe haven' appeal of government bonds. The BoE raised interest rates to 0.5% in November. Although inflation remains above the BoE's 2% target, the benchmark consumer price index fell to a seven-month low in February. Improving corporate profitability and low default rates have underpinned sterling corporate bonds, although the asset class underperformed gilts.

Emerging bond markets have continued to attract substantial inflows, although currency adjusted returns have been disappointing. Market volatility has risen on concerns the Fed may be required to raise US interest rates more rapidly than anticipated. The risk that sustained weakness in local currencies would increase debt servicing costs has also impacted emerging bond markets.

Fund Review

The Fund produced a negative return over the review period.

The Fund's negative performance was driven by higher allocation to higher yielding, interest rate-sensitive assets such as infrastructure and REITs, which underperformed in the first few months of 2018. This was partially offset by our exposure to emerging market local currency debt.

Following February's sell-off, we reduced our exposure to global investment grade credit and increased our exposure to European and Asia Pacific equities, as well as infrastructure equities.

Outlook

The market volatility we have seen so far in 2018 has prompted investors to consider how the rest of the economic cycle will play out and how equities, after an almost decade-long bull-run, will perform. While equity market corrections are relatively common, a prolonged bear market most likely requires a recession.

Our view is the fundamentals driving economic growth remain relatively strong and global growth is synchronised. We therefore see limited recession risks in the next 12 months and maintain our equity holdings in the portfolio. But imbalances are likely to start developing thereafter. We continue to monitor recession indicators closely and will reduce equity exposure if recession risks build.

We see valuations on corporate bonds as expensive compared to other asset classes. While we increased our equity exposure in

Manager's Investment Report continued

February, we have started reducing allocations to credit assets. We maintain our view that listed real estate and infrastructure should provide relatively stable returns through a combination of high yields, attractive valuations and with a degree of 'built-in' inflation-protection. While recent performance has been disappointing, the medium-term case remains sound.

Legal & General Investment Management Limited
(Investment Adviser)
4 May 2018

Manager's Report and Accounts

Copies of the most recent Interim and Annual Long Form Manager's Reports are available free of charge by telephoning 0370 050 0955, by writing to the Manager or are available on the internet at www.legalandgeneral.com/investments/fund-information/managers-reports.

Call charges will vary. We may record and monitor calls.

EU Savings Directive

The Fund has been reviewed against the requirements of the Directive 2003/48/EC on Taxation of savings in the form of interest payments (ESD), following the HM Revenue & Customs debt investment reporting guidance notes.

Under the Directive, information is collected about the payment of distributions to residents in certain other countries and is reported to HM Revenue & Customs to be exchanged with Tax authorities in those countries.

The Fund falls within the 25% debt investment reporting threshold. This means that details of all distributions and redemption proceeds paid to non UK investors will be reported by Legal & General (Unit Trust Managers) Limited to HM Revenue & Customs to be exchanged with the relevant Tax authorities.

Minimum Investment Amounts

The minimum initial lump sum investment amounts for each class are as follows:

F-Class	£20
I-Class	£1,000,000
C-Class	£100,000,000
D-Class	£500
L-Class	£100,000

Regular monthly investments are available to those Unitholders who have a regular savings plan with the Manager. Regular monthly contributions can be made into the Fund with a minimum amount of £20 per month.

F-Class units are only available to:

- i) investors who have received advice from authorised intermediaries, platforms or other distributors in relation to their investment in units in the Fund and
- ii) distributors who the Manager reasonably considers will adequately bear the costs of marketing to and acquiring investors at no or limited cost to the Manager, and to whom the Manager has confirmed that such distributor or investor meets the criteria for investment in such units.

C-Class units are only available to distributors who actively market and distribute such units (or whom the Manager believes intends to do so) and to whom the Manager has confirmed by letter that they meet the criteria for investment in such units.

L-Class is not available to retail customers and is intended only for investment by Legal & General group companies.

Other Information

The information in this report is designed to enable unitholders to understand how the Fund has performed during the period under review and how it is invested at the period end. Further information on the activities and performance of the Fund can be obtained by telephoning 0370 050 0955 or by writing to the Manager.

Call charges will vary. We may record and monitor calls.

Significant Changes

Change of Auditor

With effect from 28 April 2018, PricewaterhouseCoopers LLP ceased to be Independent Auditors of the Fund and KPMG LLP have been appointed. The change of Auditor has no impact on the way the Fund is operated.

Authorised Fund Manager

Legal & General (Unit Trust Managers) Limited

Registered in England and Wales No. 01009418

Registered office:

One Coleman Street,

London EC2R 5AA

Telephone: 0370 050 3350

Authorised and regulated by the Financial Conduct Authority

Call charges will vary. We may record and monitor calls.

Trustee

Northern Trust Global Services PLC

50 Bank Street,

Canary Wharf,

London E14 5NT

Authorised by the Prudential Regulation Authority and regulated by the Financial Conduct Authority and the Prudential Regulation Authority

Independent Auditors

KPMG LLP

15 Canada Square

London E14 5GL

**Authorised and regulated by the
Financial Conduct Authority**

Legal & General
(Unit Trust Managers) Limited
Registered in England and Wales No. 01009418
Registered office:
One Coleman Street,
London EC2R 5AA
www.legalandgeneral.com
MIY0518

