




Workplace

Fund

Corporate Bond

# Climate-related financial disclosures report L&G PMC Investment Pathway Option 4 Take Money A3

<b>Fund launch date</b> 24 September 2020	<b>Fund size</b> £12M	<b>Fund code</b> B233
--	--------------------------	--------------------------

 *This report from Legal & General has been produced in line with recommendations from the Task Force on Climate-Related Financial Disclosures (TCFD). The first section of the report helps us to measure and manage the impact of our investments on the environment. The second section helps us to understand the risks and opportunities that climate change may have on your pension.*

## Section 1 – Emissions and climate data for L&G PMC Investment Pathway Option 4 Take Money A3


This section of the report contains data for carbon dioxide (CO<sub>2</sub>) emissions, and other greenhouse gases (GHGs), that when emitted into the atmosphere are responsible for the greenhouse effect (global warming) on the planet. Carbon dioxide equivalent (CO<sub>2</sub>e) is a standard way to compare the emissions of different greenhouse gases. The choice of this metric and the below measurement and scenarios follows best practice recommendations from the TCFD.

Please refer to the ‘**how we measure and calculate**’ section for more details on the metrics below. We aim to use language that’s easy to understand. Where we’ve had to use terms that you may not be familiar with we’ve provided definitions. The terms will be highlighted in **brown** and an explanation of their meaning can be found in the ‘**terms explained**’ section.

To provide context for the below metrics, 1 tonne of **CO<sub>2</sub>e** approximately represents:

 Return flight from London to New York Source: Planetair travel calculator	 138 meat-based meals Source: Carbon Equity	 To capture 1 tonne of CO <sub>2</sub> approximately 50 trees must grow for one year Source: Climate Neutral Group
---	--	--


### Total Carbon Emissions



**455**  
Metric tonnes CO<sub>2</sub>e  
**Asset Coverage: 70%**

The total greenhouse gas/carbon emissions of the Fund, in tonnes of **CO<sub>2</sub>e**. It includes Scope 1 and Scope 2 emissions.

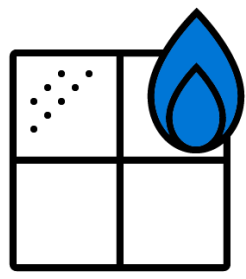
### Scope 1 Emissions



**355**  
Metric tonnes CO<sub>2</sub>e  
**Asset Coverage: 70%**

These are greenhouse gas emissions owned and controlled directly by the companies that the Fund invests in. For example, emissions through company vehicles, company office space and equipment, and the energy used in production of goods or services.


### Scope 2 Emissions



**99**  
Metric tonnes CO<sub>2</sub>e  
**Asset Coverage: 70%**

These are emissions that the companies, which the Fund invests in, make indirectly via consumption of purchased heat, steam or electricity, all of which are produced on its behalf and owned by another.


### Weighted average carbon intensity (WACI)



**84**  
Metric tonnes CO<sub>2</sub>e per £1m of company revenue  
**Asset Coverage: 78%**

Weighted average carbon intensity is a standard measurement to understand emissions after adjusting for the size of a company. This metric portrays the amount of carbon produced relative to the varying sizes of companies held within the Fund.


### Carbon footprint



**40**  
Metric tonnes CO<sub>2</sub>e per £1m of our investment  
**Asset Coverage: 71%**

A carbon footprint demonstrates activities that result in greenhouse gas emissions. This metric highlights the Fund’s carbon footprint relative to activities and market value.

### Implied temperature alignment



**2.5°C**  
**Asset Coverage: 69%**

This is the suggested global climate temperature outcome the Fund is compatible with, by the year 2100. The approach reflects the link between companies’ carbon emissions and global warming outcomes. The **Paris Climate Agreement** aims to limit global warming to well-below 2°C, ideally 1.5°C.

# Climate-related financial disclosures report

## L&G PMC Investment Pathway Option 4 Take Money A3

### Fund Code: B233

## Section 1 – Emissions and climate data for L&G PMC Investment Pathway Option 4 Take Money A3

### How we measure and calculate metrics


#### Assets that are measured for climate reporting

Pension money can be invested in one or more funds containing one or more asset classes. Asset classes include things like equities (company shares), bonds (loans to governments and companies), property and cash. Assets can only be measured for climate reporting where relevant and where sufficient climate data is available to do so.

Therefore according to data availability the asset classes measured are:


- Equities and corporate bonds for the 'total carbon emissions', 'scope 1 emissions' and scope 2 emissions'.
- Equities, corporate bonds and government (sovereign) bonds for 'weighted average carbon intensity', 'carbon footprint' and 'implied temperature alignment'.

However, some equities or bonds may not be included where meaningful data can't be provided or where they are not included in the asset mix of the fund. Whilst some metrics measure the same assets, the data availability may vary per metric. The asset coverage figures provided in the metrics, on the previous page, show the percentage of assets that provided meaningful data and are eligible for this type of climate reporting. The data is sourced and provided by our investment management business, Legal & General Investment Management (LGIM).



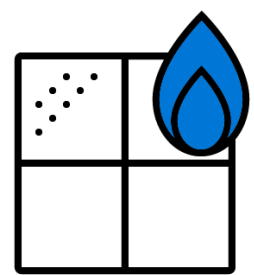
#### How we calculate: **Total Carbon Emissions**

Total including Scope 1 and 2 emissions. We measure this for companies that we hold within a fund's asset mix, through bonds and/or equities. It is based on the share of emissions we will hold in a particular company through the amount of investment held. This is done by calculating the company's overall emission total against the percentage share we have in that company as part of a fund's holdings. The amount of carbon dioxide equivalent (CO<sub>2</sub>e) calculated per company is then combined into an overall total for the percentage of eligible assets.




#### How we calculate: **Scope 1 emissions**

By using the same calculation method for total carbon emissions, we measure this for the proportion of companies that we hold within a fund's asset mix, through bonds and/or equities, for their scope 1 emissions.



#### How we calculate: **Scope 2 emissions**

By using the same calculation method for total carbon emissions, we measure this for the proportion of companies that we hold within a fund's asset mix, through bonds and/or equities, for their scope 2 emissions.



#### How we calculate: **Weighted average carbon intensity (WACI)**

We measure a tonne of carbon dioxide equivalent (CO<sub>2</sub>e) emissions per £1million revenue (income generated from company as sourced in year-end financial statements). The overall total is a **weighted average** of all companies and sovereigns (various types of bonds, which are long and short term loans to local and national governments) included within a fund. WACI gives an emissions intensity metric based on the amount of carbon produced for each £1m of revenue generated by the companies invested in.

# Climate-related financial disclosures report

## L&G PMC Investment Pathway Option 4 Take Money A3

### Fund Code: B233

## Section 1 – Emissions and climate data for L&G PMC Investment Pathway Option 4 Take Money A3



### How we calculate: Carbon Footprint

To calculate the carbon footprint associated with this Fund, we take the ‘total carbon emissions’ figure (which includes data on carbon emissions from a company’s operations and purchased energy) and calculate a **weighted average** against the overall market value of all companies and sovereigns (various types of bonds, which are long and short term loans to local and national governments) within a fund. This is a way to measure emissions relative to market size. Carbon Footprint also acts as an emissions intensity metric, which is the volume of emissions (metric tonne of carbon dioxide, CO<sub>2</sub>e) per £1million of enterprise value. By looking at an intensity value you can adjust for the size of a fund to compare the funded emissions for different fund sizes.



### How we calculate: Implied temperature alignment

Based on a combination of historical and forward-looking data, activities and targets, a score is calculated for each of the underlying equities, corporate bonds and sovereign/government bonds held within a fund, then combined to give the implied temperature alignment of the overall fund.

### Terms explained

#### CO<sub>2</sub>e

CO<sub>2</sub> stands for carbon dioxide. The ‘e’ stands for equivalent. CO<sub>2</sub>e is a metric that allows comparison of emissions from various greenhouse gases to the equivalent measure of carbon dioxide.

#### Asset coverage

The percentage of the fund’s asset classes that were measured. The asset classes that can be measured are equities (company shares) and government and corporate bonds. Some funds may include one or more of these asset types.

#### Paris Climate Agreement

To address global warming, the international climate change treaty, the Paris Climate Agreement, aims to limit and hold the world’s average temperature rise to well-below 2°C (ideally 1.5°C) by the year 2100. Currently, the Earth is already about 1.1°C warmer than it was in the late 1800s (pre-industrial).

For context, global stock markets imply an average temperature rise of 2.95°C. This is according to the Science-Based Targets initiative (SBTi) ‘Taking the Temperature’ report:

<https://cdn2.assets-servd.host/science-targets/production/files/SBTi-TakingtheTemperatureReport2021.pdf>

#### Weighted average

A weighted average accounts for the relative importance and size of the different assets that are included. We will hold varying levels of assets within a fund, for example we may hold more shares in one company over another. We use a weighted average to allow for the different importance of the carbon data for assets according to size held, based on the market value at the reporting date. This weighted average paints a clearer picture than an equally split average would.

# Climate-related financial disclosures report

## L&G PMC Investment Pathway Option 4 Take Money A3

### Fund Code: B233

## Section 2 - Climate scenario and risk analysis: Corporate Bond

To address global warming, the international climate change treaty, the Paris Climate Agreement, aims to limit and hold the world's average temperature rise to well-below 2°C (ideally 1.5°C) by the year 2100. Currently, the Earth is already about 1.1°C warmer than it was in the late 1800s (pre-industrial).

To help achieve this, the aim is to achieve net zero carbon emissions globally by 2050. Net zero means cutting carbon dioxide (CO<sub>2</sub>) to as close to zero as possible, with remaining emissions re-absorbed or removed from the atmosphere, by oceans, forests or carbon capture technology for instance. At the same time, it also requires deep reductions in other greenhouse gases, particularly methane.

This means that we need to move to an economy built on sustainable actions that result in less environmental impact, known as transitioning to a low-carbon economy. This will bring associated transition risks and opportunities. In addition to ongoing risks from the changes in extreme weather events, a successful adjustment will involve significant changes to climate-related policy, regulations and law; use of technology; and business and government strategies.

Depending on how well businesses and governments transition, this will have a ripple effect on areas like reputation and trust, business and market performance, supply and demand of materials and goods.

Against this backdrop, the following scenario analysis, based on climate scenario modelling from Legal & General Investment Management (LGIM), helps us to explore a range of possible climate futures and understand the potential climate-related risks for this asset class. This section relates to this asset class and is not just applicable to the named fund in this report.

We consider three temperature scenarios for this assessment as shown in the following pages. The scenarios have a forecast time horizon to 2050, with narratives defined by their probable temperature outcome in 2100 (compared to pre-industrial temperatures in the 1800s). These are possible pathways, rather than predictions or probabilities. They are an exercise in what could happen, not in predicting what will happen.

Scenario analysis is provided for the representative asset class based on the dominant proportion of assets - Corporate Bonds, Equity, Sovereign Bonds and Multi-Asset. Cash, Derivatives and Private Equity do not have scenario analysis detail at this time.



### Opportunities

While we have identified potential risks, companies and governments that can effectively plan and participate in the move to a more sustainable economy over the next 10 years - creating a decade of delivery – can also create opportunities. A number of opportunities exist to gain market share and public trust, reduce costs and emissions, while benefiting the planet. In particular, we should expect to see some opportunities for companies with capabilities in electric vehicles, green fuels, technology, renewables and critical minerals.

# Climate-related financial disclosures report

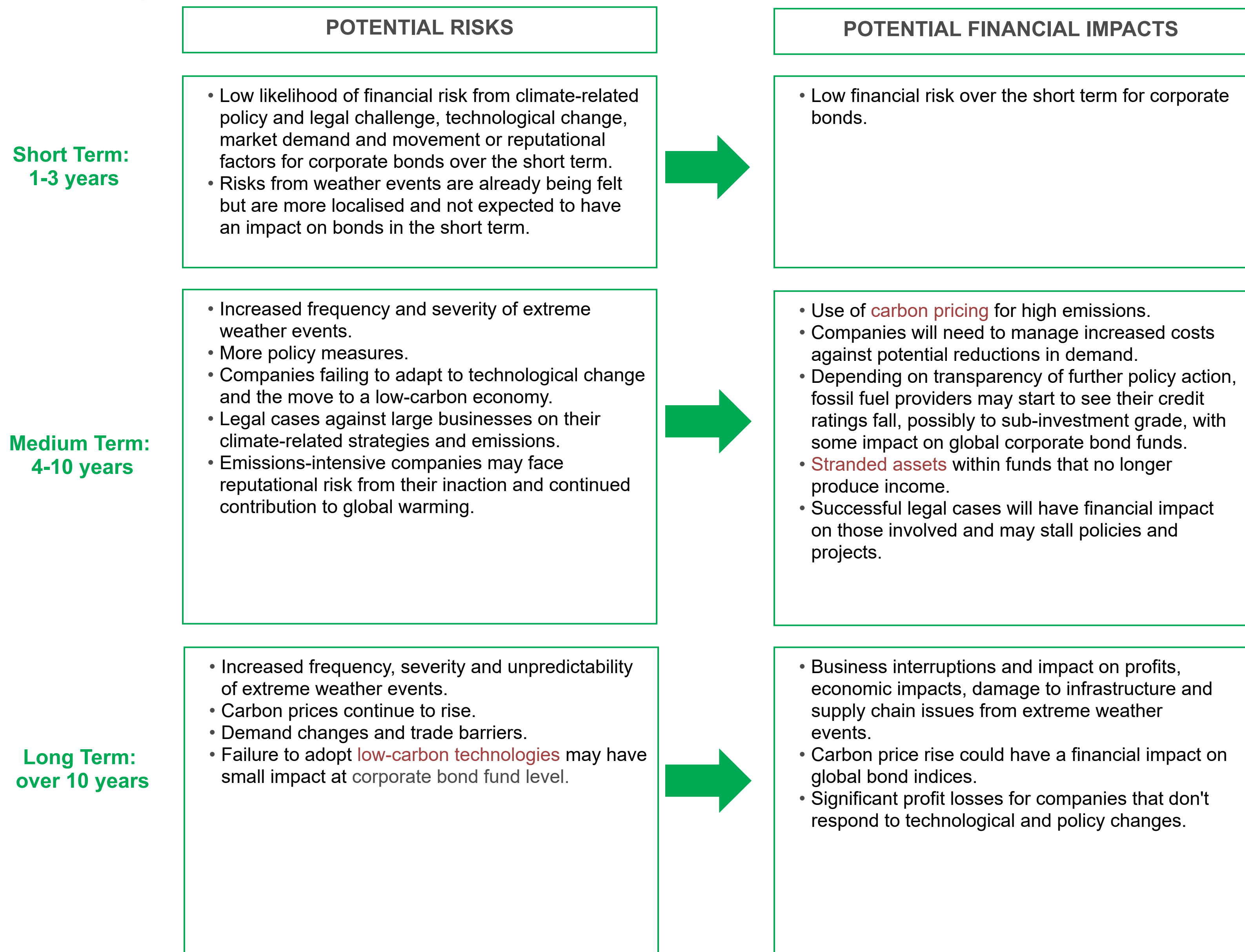
## L&G PMC Investment Pathway Option 4 Take Money A3

### Fund Code: B233

## Section 2 - Climate scenario and risk analysis: Corporate Bond

### WELL-BELOW 2°C ORDERLY TRANSITION SCENARIO

Immediate, ambitious policy and investment action to address climate change succeeds in limiting global warming to well-below 2°C.



#### Terms explained

##### Carbon pricing

A carbon price is the price that a company would have to pay for each tonne of CO<sub>2</sub>e emitted.

##### Stranded assets

This means an asset (such as a coal-fired power plant) that once had value or produced income but no longer does. This is usually due to some kind of external change, including changes in technology, markets, regulations and societal behaviours.

##### Low-carbon technologies

These are technologies that produce low levels of CO<sub>2</sub> emissions, or no net emissions. Examples include wind turbines, solar power, ground source heat pumps.

# Climate-related financial disclosures report

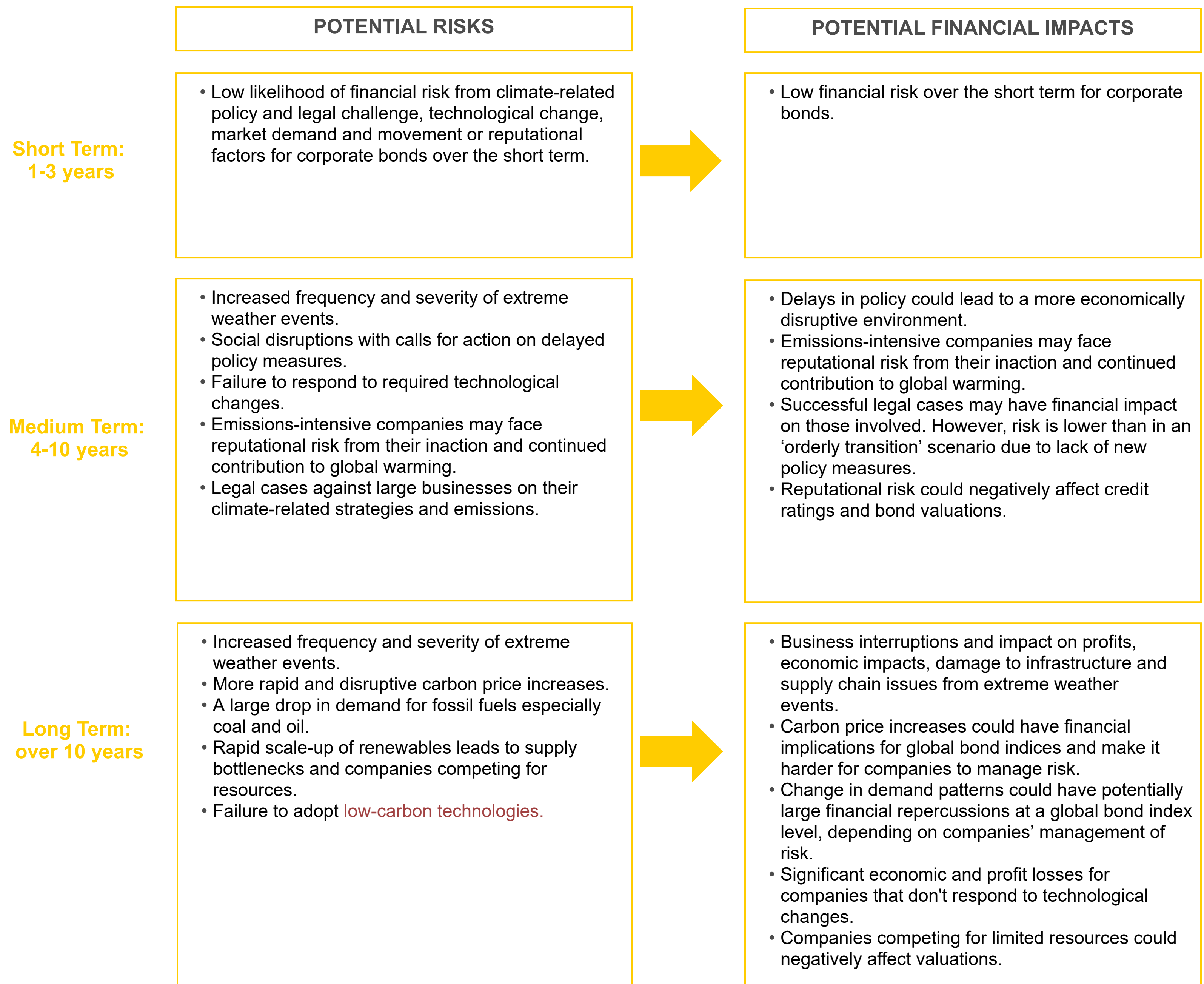
## L&G PMC Investment Pathway Option 4 Take Money A3

### Fund Code: B233

## Section 2 - Climate scenario and risk analysis: Corporate Bond

### WELL-BELOW 2°C DISORDERLY TRANSITION SCENARIO

Policy and investment action to limit global warming to well-below 2°C is delayed by 10 years, resulting in much more disruptive change from 2030.



#### Terms explained

##### Carbon pricing

A carbon price is the price that a company would have to pay for each tonne of CO<sub>2</sub>e emitted.

##### Low-carbon technologies

These are technologies that produce low levels of CO<sub>2</sub> emissions, or no net emissions. Examples include wind turbines, solar power, ground source heat pumps.

# Climate-related financial disclosures report

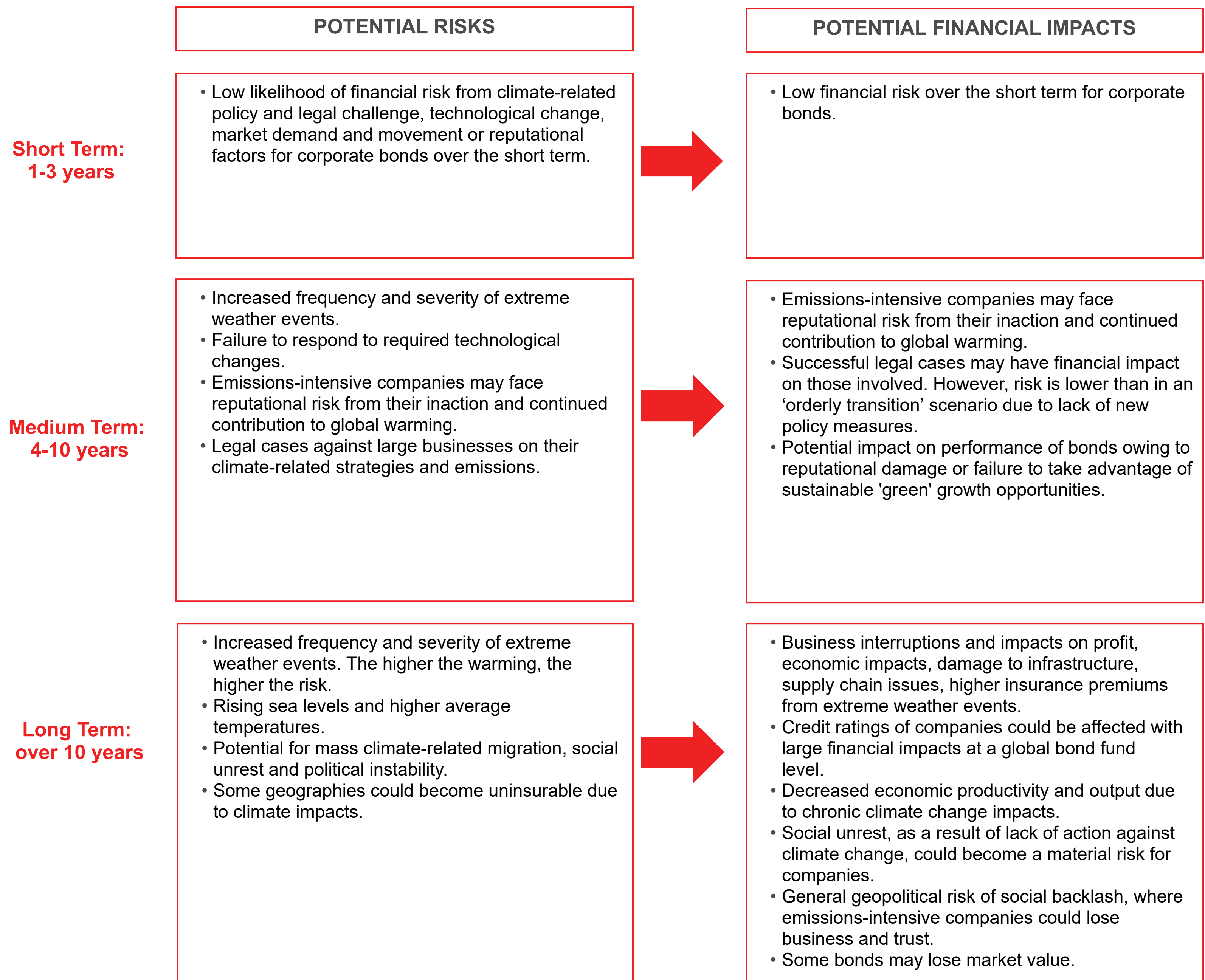
## L&G PMC Investment Pathway Option 4 Take Money A3

### Fund Code: B233

## Section 2 - Climate scenario and risk analysis: Corporate Bond

### 4°C HOTHOUSE WORLD SCENARIO

Global failure to act on climate change means emissions continue to grow at historical rates



More information on our approach to climate risk management, governance and strategy, within pension funds is available in the supporting Legal & General entity report section of our website [legalandgeneral.com/tcfd](https://legalandgeneral.com/tcfd)

**Legal & General (Portfolio Management Services) Limited:** Registered in England and Wales No. 02457525 We are authorised and regulated by the Financial Conduct Authority.

**Legal & General Assurance Society Limited:** Registered in England and Wales No. 00166055 We are authorised by the Prudential Regulation Authority and regulated by the Financial Conduct Authority and the Prudential Regulation Authority.

**Registered office for both companies:** One Coleman Street, London EC2R 5AA

12/05 DC002067